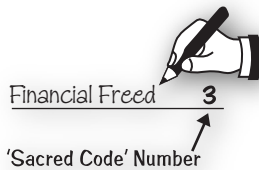


# What is a Wisdom Worksheet? 1/3

A Wisdom Worksheet is an interactive essay designed to provide students with a *'whole brain-whole body learning experience.'* These specialized worksheets are best utilized in a printed format, and are contained primarily in the Student Manuals provided for the Classes taught through this site. This explanatory document is presented in the form of a Wisdom Worksheet with the normally empty blanks already filled in.


## 1 Fill In 1 the Blanks



Whenever our mind encounters a blank in a sentence, it immediately begins to search for the words that will complete the phrase. In effect, the presence of a blank will activate our curiosity and *'open our mind to receive.'* Throughout these materials you will frequently encounter *'blank lines'* at the beginning of most paragraphs or sections of text. Furthermore, many of these headings will serve as personal affirmations if you read them aloud. These affirmative headings are also intended to be *'filled in'* by you in either of the following ways:

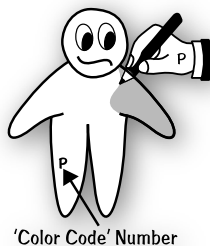
1. Fill in the blanks as you are instructed during the class.
2. Fill in the blanks by correlating the little *'code numbers'* on the right hand side of the blanks to the *'Sacred Code'* located in the lower left hand corner of each page.

## 1 Contemplate 2 the Icons and Illustrations




Each section of text in the Worksheet is accompanied by an icon, symbol or illustration that will help convey the information contained in the written dialogue. Generally, these images are placed on the left-hand side of the page in order to be more accessible to the *'right-brain.'* The text is on the right-hand side in order to be accessed by the *'left-brain.'* Together these two elements work in combination to provide a *'whole brain information package.'*

## 1 Color 3 the Icons and Illustrations



The third important element of these Worksheets is the coloring of the symbols, icons and diagrams. It is **highly recommended that the coloring be done within 48 to 72 hours after each class.** This will cause the information that has been received to be powerfully reinforced and retained. Or, if you are using this document on your own, you may wish to do the coloring as you read through the material. Detailed instructions about the coloring process are given on the next page entitled *'The Spectrum of Life.'*

## 1 Read 4 the **'Wisdom Worksheets' Aloud**



Silently reading the Truth will change our *attitude* about the physical conditions of our lives. However, speaking the Truth will actually *change* those physical conditions. Consequently, reading the written words of these *'Wisdom Worksheets'* aloud to ourselves will fully activate the transmission of Truth within them. This is equally true for any spiritual book or Sacred Scripture that inspires us when we read it. **"What we hear we forget. What we see we remember. What we say we become."**

The various icons and illustrations utilized within the Wisdom Worksheets are designed to be colored by you. If this is done in the manner described below, you will learn from the actual process of coloring. This is because the colors selected are esoterically significant. Following is a brief summary of the meaning of each color:

## The Cosmic Palette



**White** is the sum of all colors. It contains all colors, yet is other than all colors. It represents **Wholeness**.



**Violet** [Pink+Blue] represents the quality of **Love**, or the coming together of heaven (blue) and earth (pink).



**Blue** represents the **Spiritual or Heavenly** aspect of our being. This realm is sometimes referred to as the *supernatural*.



**Green** [Blue+Yellow] denotes the higher wisdom faculties. It represents the realm of **Intuition**.



**Yellow** represents the ordinary human conceptual mind. It is the realm of the **intellect** and knowledge.



**Orange** [Yellow+Pink] denotes the realm of **emotions**. This is the area where mind and body interact.



**Pink** represents **embodiment** in the physical realm of the senses. This includes our personal '*flesh body*' as well as the '*body of our affairs*.'



**Gray** represents the condition of light being partially obstructed and/or obscured. It signifies the hidden or **subconscious** aspect of our being.



**Black** is the absence of all color. The darkness defines the light and gives it meaning. Also, the darkness holds all that has yet to '*come to light*.' It represents the **mystery** of God.

## Instructions

Color each of the figures and illustrations in accordance with the little code letters contained within them. They correspond to the colors coded above. The figures can be colored using any number of media from pencils to crayons. An excellent recommendation is the use of '*Highlighter Pens*' available in any stationery store. The entire manual can be colored with just three pens: *pink, yellow and blue*. The other colors of violet, green and orange can be created by mixing the three primary colors as indicated above. Actually, you will learn more by blending the colors yourself than by using several separate pens. For example, if an icon is to be colored *Orange*, first color it with a *Pink* Highlighter. Then, color over it with a *Yellow* Highlighter and it will turn *Orange*.

## Frequently Asked Questions About the Spectrum of Life

Following are a number of questions that are frequently asked about the *'The Spectrum of Life'* that may help to bring greater clarity as to the importance of this unusual teaching element.

### ? Why is the Coloring Important?

Coloring helps us to more fully embody the wisdom contained in the materials. This is occurs for two reasons. 1) The coloring process is a physical activity that our flesh bodies will remember. 2) Color connects directly with our emotional nature. In other words, certain colors tend to make us feel a certain way. For example, our favorite colors are the ones that make us feel good.

Additionally, if we use the coloring experience as a part of our review of the written materials within 72 hours of our classroom instruction, it will greatly improve the long term memory of our overall learning experience.

### ? Are some colors more spiritual than others?

The answer to this question is No! All colors are created equal, and all colors are equally good in the eyes of God. In other words, no one color is *'better or worse'* than another, and each color has its own place in the full *'Spectrum of Life.'* Ultimately, God is all of the colors in the great *'Rainbow of Life.'*

### ? Why don't these colors match the meanings given by some other book or teacher?

This *'Spectrum of Life'* is not intended to compete with, or contradict any other system of *'color healing.'* While the colors selected are generally consistent with most

esoteric teachings on the subject, they are being primarily used as a communication tool in the same way you might *'color code'* a complex wiring diagram. If it is vitally important to your own understanding, you are free to use whatever colors that you feel are appropriate. However, it is important to be consistent in using the same alternative colors throughout all of the Materials.

### ? Why is pink used instead of red to represent the lowest color on the spectrum?

The easiest response to this question is to understand that pink is a derivative, or variation of red. It represents red (physical) infused with white (wholeness). Additionally, it is much more attractive to use in the coloring of the icons. It also allows for the convenience of using *'highlighter pens'* as devices for performing the coloring aspects of the class.

At a deeper level, it should be understood that pink is the color of healthy human tissue. This does not apply to the color of a person's skin. It applies only to those tissues unaffected by pigmentation. The best example is the tongue. Every healthy human being, regardless of race, creed, color or sex, has a tongue that is pink. The importance of this is underscored by the biblical scripture: *"Life and death are in the power of the tongue."* (Prov 18:21) Therefore, every man, woman and child has the power of life and death in their tongue. This is why prayer is such a powerful tool. It is the means by which we use our tongues to speak a greater abundance of Life into our life.

